

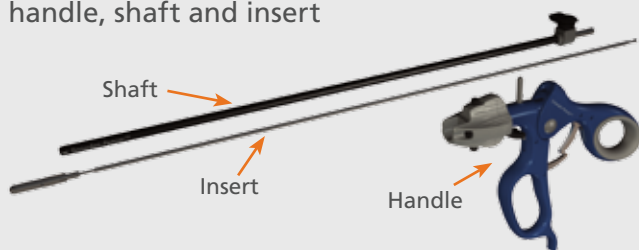
# Snowden-Pencer® laparoscopic ergonomic take-apart instruments

Assembly and disassembly

## Assembly

### Step 1

- Start with the instrument disassembled.
- Identify each of the three components: handle, shaft and insert



### Step 2

- Slide insert into shaft, aligning slot feature at working tip
- Turn the insert clockwise until the insert alignment marker aligns with the white line near the Snowden-Pencer imprint on the shaft




### Step 3

- Turn the rotation knob until the opening aligns with the electro-surgical post
- Turn off the ratchet by flipping the ratchet lever up.
- Fully open the handle



### Step 4

- Press and hold both assembly/release buttons
- Slide the shaft/insert assembly into the rotation knob opening with the buttons pressed until the flush port is slightly seated in the rotation knob
- Let go of the assembly/release buttons and fully insert the shaft until an audible snap is heard
- Actuate the handle to complete assembly



## Disassembly

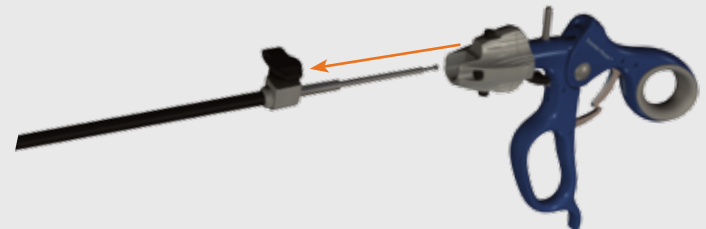
### Step 1

- Flip the ratchet lever up, and completely open the handle



### Step 2

- Press and hold both assembly/release buttons on the rotation knob
- Remove the insert/shaft assembly by pulling straight forward with the buttons pressed until the assembly is completely removed from the handle




### Step 3

- Turn insert counterclockwise from the shaft



### Step 4

- Remove the insert from the shaft by pulling straight out



## Troubleshooting

- Ensure the handle is completely open when assembling/disassembling the instrument.
- Properly lubricate the instrument before sterilizing to help ensure proper function and longevity.

These instructions are intended as a reference. Please read the complete *Instructions for Use* that come with the Snowden-Pencer laparoscopic ergonomic take-apart instruments.

For more information, please contact your Sales Representative, call 800.323.9088 or visit [carefusion.com/takeapart](http://carefusion.com/takeapart).

CareFusion  
Waukegan, IL

[carefusion.com](http://carefusion.com)

